


1 INTERIOR DEMOLITION ELEVATION - NORTH
1/2" = 1'-0"



2 INTERIOR DEMOLITION ELEVATION - EAST
1/2" = 1'-0"



3 INTERIOR DEMOLITION ELEVATION - SOUTH
1/2" = 1'-0"

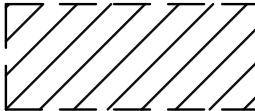


4 INTERIOR DEMOLITION ELEVATION - WEST
1/2" = 1'-0"


GENERAL NOTES

1. REFER TO SHEETS G1.0 - G1.3 FOR FURTHER INFORMATION.
2. EXISTING EQUIPMENT TO BE PROTECTED IN PLACE U.O.N.
3. CONTRACTOR TO FIELD VERIFY ALL DIMENSIONS.
4. PATCH AND REPAIR WALL AND FLOOR FINISHES AS REQUIRED.
5. ASBESTOS AND LEAD HAZARDOUS MATERIALS ARE PRESENT IN THE BUILDING AND ARE KNOW TO BE PRESENT IN THE FOLLOWING ITEMS BUT NOT LIMITED TO: DOORS, FRAMES, EAVES, PLASTIC, FLOOR TILE, MASTIC, ETC. ABATEMENT IS REQUIRED WHERE DEMOLITION OCCURS. REFER TO THE HAZARDOUS MATERIALS REPORT & GENERAL NOTES ON SHEET G1.2 FOR ADDITIONAL INFORMATION.
6. HAZARDOUS MATERIAL REPORT IDENTIFIES TYPICAL LOCATIONS OF HAZARDOUS MATERIALS. CONTRACTOR SHALL VERIFY ALL LOCATIONS OF HAZARDOUS MATERIALS PRIOR TO COMMENCING WORK.
7. THE CONTRACTOR SHALL HIRE A SITE LOCATOR TO VERIFY LOCATION OF ALL UTILITIES PRIOR TO WORK. THE CONSTRUCTION SHALL BE AWARE OF POTENTIAL HAZARDS FROM DEMOLITION WORK NEAR UTILITIES, PIPES AND CONDUIT ENCOUNTERED WHEN DEMOLISHING PARTITIONS AND AREAS WHICH ARE TO REMAIN IN USE SHALL BE REROUTED AND CONCEALED. THOSE WHICH ARE TO BE ABANDONED SHALL BE CAPPED AND CONCEALED.

INTERIOR DEMOLITION LEGEND



DEMO



KEYNOTES

- | | |
|------|---|
| 2.01 | (D) BOTTOM TWO ROWS OF (E) ACOUSTIC WALL TILE - PATCH AND REPAIR (E) WALL |
| 2.03 | (D) PLUMBING WALL CONNECTION PER PLUMBING, TYP. - PATCH AND REPAIR (E) WALL - MATCH ADJACENT FINISHES |
| 2.05 | (D) METAL WALL PANEL - PATCH AND REPAIR (E) WALL |
| 2.06 | (D) LIGHT SWITCH PER ELECTRICAL - PATCH AND REPAIR (E) WALL |
| 2.07 | (D) WINDOW - TO BE INFILLED, MATCH ADJACENT FINISHES |
| 2.08 | (D) ELECTRICAL SWITCH AND RELATED CONDUIT - PER ELECTRICAL |
| 2.09 | (E) ELECTRICAL SWITCH AND RELATED CONDUIT TO BE SALVAGED FOR RELOCATION AND REINSTALLATION - PER ELECTRICAL |
| 2.10 | (E) TOGGLE SWITCH TO BE REMOVED AND SALVAGED FOR RELOCATION AND REINSTALLATION - PER ELECTRICAL |
| 2.11 | (E) ACOUSTIC TILE PANEL TO REMAIN PER FINISH SCHEDULE - PROTECT IN PLACE |
| 2.12 | (E) COVE BASE TO REMAIN PER FINISH SCHEDULE - PROTECT IN PLACE |
| 2.13 | (E) FLOORING TO REMAIN PER FINISH SCHEDULE - PROTECT IN PLACE & PATCH & REPAIR AS NEEDED |
| 2.14 | (E) CORNER GUARD TO REMAIN - PROTECT IN PLACE |
| 2.15 | (E) TO REMAIN - PROTECT IN PLACE |
| 2.20 | (E) ELECTRICAL OUTLET TO BE REMOVED AND SALVAGED FOR REINSTALLATION - PER ELECTRICAL |

PREPARED FOR THE
BOARD OF EDUCATION

PREPARED BY THE
obrARCHITECTURE
2419 EL CAJON BLVD., SAN DIEGO, CA 92104

DEMOLITION INTERIOR ELEVATIONS

SAN DIEGO UNIFIED SCHOOL DISTRICT
KITCHEN MODIFICATIONS GROUP 6
CLAIREMONT HIGH SCHOOL
4150 UTE DR, SAN DIEGO, CA 92117
DSA SUBMITTAL SET

PROJECT NO. SDUF-006A
R.S. A.P.

FILE NAME

DATE 02/20/2025

REVISIONS

SHEET NO.

AD1.0